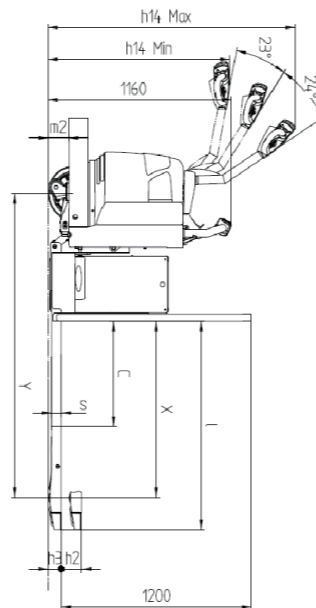
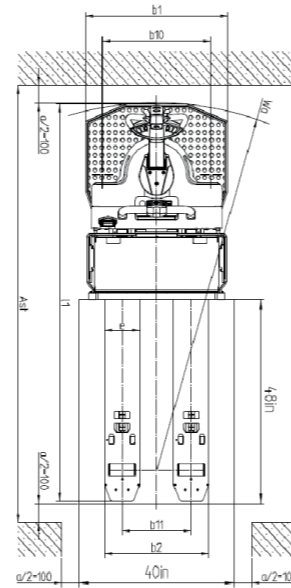


SPECIFICATION

Charcateristics				
1.1	Brand	/	MiMA	MiMA
1.2	Model	/	ME36	ME36 (Double Pallets Model)
1.3	Power type	/	Battery(electric assist)	Battery(electric assist)
1.4	Driving type	/	Pedal	Pedal
1.5	Rated load	Q(Lb/kg)	8000(3630)	8000(3630)
1.6	Load center	C(in/mm)	24(610)	48(1220)
Wheels				
3.1	Drive Wheel(Diameter x width)	in/mm	PU Φ12.2×4.3(φ310×110)	PU Φ12.2×4.3(φ310×110)
3.2	Auxiliary Wheel(Diameter x width)	in/mm	PU Φ3.9×1.6(φ100×40)	PU Φ3.9×1.6(φ100×40)
3.3	Load Wheel(Diameter x width)	in/mm	PU Φ3.3×6.5(φ82.5×165)	PU Φ3.3×6.5(φ82.5×165)
3.4	Tyre Number Drive Wheel/ Auxiliary Wheel/ Load Wheel)		1/2/2	1/2/2
3.5	Track Width, Drive	b10(in/mm)	28(712)	28(712)
3.6	Track Width, Load	b11(in/mm)	17.9(454)	17.9(454)
Dimension				
4.1	Overall Height	h14 min(in/mm)	43.1(1095)	43.1(1095)
4.2	Overall Height	h14 max(in/mm)	60.2(1530)	60.2(1530)
4.3	Lift Height	h2(in/mm)	5.5(140)	5.5(140)
4.4	Ground Clearance, Min Fork Surface	h3(in/mm)	3.3(82.5)	3.3(82.5)
4.5	Overall Length	l1(in/mm)	93.4(2372)	141.3(3590)
4.6	Overall Width	b1(in/mm)	36.8(935)	36.8(935)
4.7	Fork Outside Spread	b2(in/mm)	27(686)	27(686)
4.8	Fork Dimensions	l/e/s(in/mm)	47.8/9.1/2.4(1215/232/62)	95.9/9.1/2.4(2435/232/62)
4.9	Ground Clearance, Body	m2(in/mm)	5.2(132)	5.2(132)
4.10	Turning Radius	Wa(in/mm)	83.9(2130)	98.6(2505)
4.11	Aisle Width with Pallet	Ast(in/mm)	101.8(2586) (pallet 40×48in)	149.1(3787) (pallet 40×96in)
Performance				
5.1	Driving Speed (unladen)	mph(kph)	7.4(12)	7.4(12)
5.2	Driving Speed(laden)	mph(kph)	6.2(10)	6.2(10)
5.3	Gradeability, unladen(S2-5min)	%	15	15
5.4	Gradeability, laden(S2-5min)	%	5	5
Driving				
6.1	Driving Motor (S2-60min)	Kw	3.5	3.5
6.2	Lifting motor (S3-15%)	Kw	2.2	2.2
6.3	Steering Motor	Kw	0.4	0.4
6.4	Lead Acid Battery Voltage	V/Ah	24/300	24/300

Standard configuration	Optional function
<ul style="list-style-type: none"> 1215mm fork length PU wheel AC driving motor 24V Lead acid battery 	<ul style="list-style-type: none"> 2435mm fork length Reversing buzzer warning light 24V Lithium battery

V202406-US



MiMA[®]
Min. Space Max. Performance

ME36 Electric Rider Pallet Truck

Load capacity: 3630Kgs/8000lbs

2024 New Arrival



ME36

Electric rider pallet truck(3.6t)

The ME36 is a pallet truck with a maximum load capacity of 3630kgs(8000lbs). It is suitable for medium and long distance horizontal transportation of heavy goods and palletized goods in warehouses, supermarkets, workshops and other places. Flexible in and out of American standard double-sided pallets, efficient and convenient.



PERFORMANCE

- 1) Flexible access to standard American double-sided both fully loaded and empty (40×48") pallet.
- 2) With a load capacity of up to 3630kg(8000lbs), it can handle most pallet loads.
- 3) The articulated design of the auxiliary wheels enhances the vehicle's stability.
- 4) The body is more stable when passing through potholes and turning, providing better ride comfort.

CHARACTERISTIC

- 1) Maximum speed when fully loaded is 10km/h(6.25Mph), maximum speed when unloaded is 12km/h(7.5Mph).
- 2) Full AC drive system, more stable.
- 3) The scientific and ergonomically designed steering wheel, handles and pedal positions provide the driver with an optimal driving position.
- 4) With 310mm diameter large drive wheel, for better passability.
- 5) The design of the backrest makes the driver safer.
- 6) 24V lead-acid battery for standard and lithium battery for option.

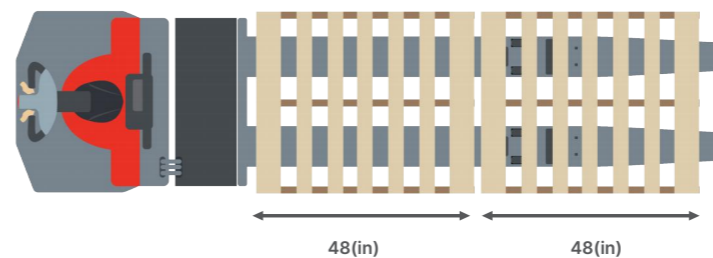


• ME36



• ME36
(Double Pallets Model)

* Optional extended forks for transporting double long pallets.




DETAILS

- 1) Advanced Curtis controller ensures stable operation and improves operation safety.
- 2) Comfortable and cushioned platform



- 3) The scientific and ergonomically designed steering wheel, handles positions provide the driver with an optimal driving position.
- 4) Various ergonomically designed buttons are easy to operate and reduce work fatigue.



- 5) The high-definition color display provides more comprehensive and clearer information.



- 6) The climbing wheel design facilitates easier access to American standard double-sided pallets.

