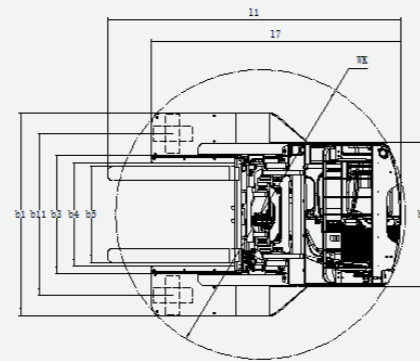
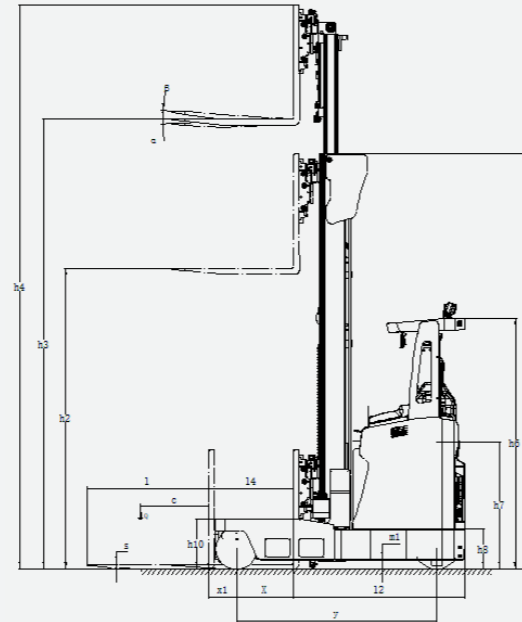


Standard				
1.1	Manufacturer	MiMA	MiMA	
1.2	Model	MQZ25M	MQZ30M	
1.3	Power Type	Battery	Battery	
1.4	Driving Type	Seated	Seated	
1.5	Load Capacity	Q(kg)	2500	3000
1.6	Load Center Distance	C(mm)	600	600
1.7	Distance from Fork Surface to Front Wheel Center	x(mm)	416	500
1.8	Front Overhang	x1(mm)	240	240
1.9	Wheelbase	y(mm)	1650	1750
Weight				
2.1	Service Weight(incl.battery)	kg	5100	5200
Wheel				
3.1	Tire Type,drive side/laden side		Polyurethane	Polyurethane
3.2	Tire Size,laden side	mm	φ343×130	φ343×130
3.3	Tire Size,drive side	mm	φ343×140	φ343×140
3.5	Wheels Number,front/rear		2/ 1X	2/ 1X
3.7	Track Width,laden side	b11(mm)	1420	1420
Dimension				
4.1	Fork Tilt Angle,front/rear	α/β(°)	2/4	2/4
4.2	Mast Retracted Height	h1(mm)	3803	3803
4.3	Free Lifting Height	h2(mm)	2757	2757
4.4	Lifting Height	h3(mm)	8500	8500
4.5	Mast Extended Height	h4(mm)	9640	9640
4.7	Overhead Guard Height(without light)	h6(mm)	2200	2200
4.8	Seat Height	h7(mm)	1117	1117
4.10	Left and Right Leg Height	h10(mm)	440	440
4.19	Overall Length	l1(mm)	2550	2566
4.20	Body to Fork Surface Length	l2(mm)	1480	1496
4.21	Overall Width	b1/b2(mm)	1770/1270	1770/1270
4.22	Fork Dimension	l/e/s(mm)	1070×125×45	1070×125×45
4.24	Fork Carriage Width	b3(mm)	1030	1030
4.25	Fork Outside Spread	b5(mm)	400~840	400~840
4.26	Support Arms Inner Width	b4(mm)	906	906
4.28	Reach Distance	l4(mm)	656	740
4.30	Body Length(without fork)	l7(mm)	2062	2178
4.31	Ground Clearance below mast	m1(mm)	75	75
4.35	Unladen In-situ Rotation Diameter	WK(mm)	2450	2532
Performance				
5.1	Driving Speed(laden/unladen)	km/h	8.0~10.0	8.0~10.0
5.2	Lifting Speed(laden/unladen)	mm/s	320/400	300/400
5.3	Lowering Speed(laden/unladen)	mm/s	420/420	420/420
5.4	Mast Reach Speed,forward/retract	mm/s	200	200
5.8	Straight Driving Max.Gradeability, laden/unladen(S2-5m/in)	%(tanθ)	10	10
5.9	Side Driving Max.Gradeability, laden/unladen(S2-5m/in)	%(tanθ)	8	8
5.10	Brake Type		Electromagnetic	Electromagnetic
Drive				
6.1	Drive Motor,(S2-60min)	kw	8AC	8AC
6.2	Lifting Motor,(S3-15%)	kw	14AC	14AC
6.3	Battery Voltage/Capacity	V/Ah	48/700	48/700
6.4	Lithium Battery Voltage/Capacity (option)	V/Ah	48/460	48/460
6.5	Battery Weight	kg	1100	1100
Other				
8.1	Battery Change Type		Front pull and hoist	Front pull and hoist

2D View



MQZ25/30

Multi Directional Reach Truck

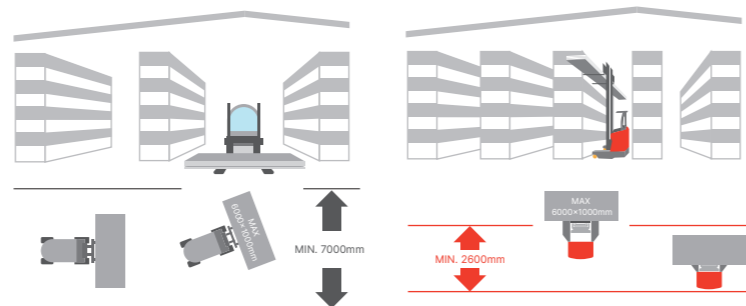




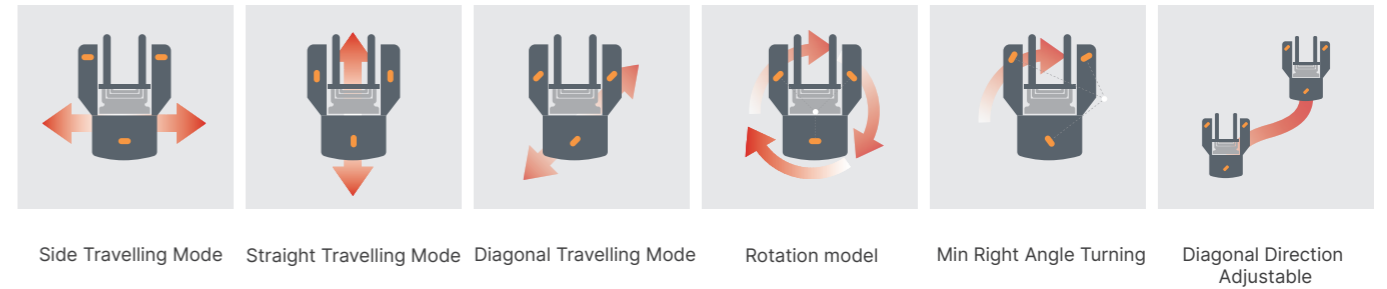
Side-seated Multi Directional Reach Truck — MQZ25/30

MQZ series is a side-seated full-forward lift truck with a maximum load capacity of 3 tons and three independent steering wheels. It can go straight, side, oblique, right angle turn and turn in place, and the body adopts a large arc narrowing design. Smaller turning radius and smaller turning radius in place. A variety of driving modes can be continuously switched without stopping, driving freely and smoothly. Full proportional electromagnetic valve load sensitive, multi-group hydraulic action linkage, low speed, conventional and high speed 3 speed modes can be selected.

- Multi-directional driving mode, travel straight, side, oblique, right angle turn and in place rotation
- Smaller turning radius and smaller turning radius in place
- All-wheel pure electric independent steering
- Multi-functional forklift truck: ordinary pallet materials + long materials



Model	MQZ25	MQZ30
Rated Load Capacity(kg)	2500	3000
Maximum lifting height(mm)	8500	8500
Load center distance(mm)	600	600
Mast retracted height(mm)	3803	3803
Wheel number, front/rear (x= drive wheels)	2/1X	2/1X
Outside distance of fork(mm)	400-840	400-840
Voltage/rated capacity(V/Ah)	48/700	48/700
Driving mode	Seated	Seated
Travel speed, laden/unladen(km/h)	8.0/10.0	8.0/10.0



More Narrow Stacking Aisle for Long Material Handling Freedom and Flexibility

- Minimum rotating radius 1266mm
- Full proportional electromagnetic valve load sensitive. multiple groups of hydraulic action linkage
- Continuous mode switching function
- All-wheel electromagnetic braking, driving more assured

